


Welcome
**Piloting BIMzeED
Learning Units
Guide**

Date of Event

Author/**Institute**



education
for zero energy buildings
USING BUILDING INFORMATION MODELLING




Co-funded by the
Erasmus+ Programme
of the European Union



LIT
LIMERICK INSTITUTE
OF TECHNOLOGY


Content

- 
1. Why should I pilot BIMzeED LUs?
 2. Do I need to deliver all Learning Units in the piloting?
 3. Who can pilot the Learning Units?
 4. Who is the target group?
 5. Pilot training for HEI and VET institutions
 - 5.1 Is there any requirement for students?
 - 5.2 How can I implement the piloting training?
 - 5.3 How can I report pilot results?
 6. Pilot training for SME companies
 - 6.1. Are there any requirements for the attendees?
 - 6.2. How can I implement the pilot in my company?
 - 6.3. How can I report pilot results?
 7. Important Information
 8. Any questions?

Why should I pilot BIMzeED Learning Units?

BIMzeED offers 12 free Learning Units (LUs) on Building Information Modelling (BIM) and nearly Zero Energy Buildings (nZEB). The LUs can be integrated to your institutions existing curricula or can be used by your company to upskill your employees.

The piloting phase is designed to test the BIMzeED Learning Units inside your curricula or company and for you to provide feedback on its implementation and delivery.



Co-funded by the
Erasmus+ Programme
of the European Union















Author/Institute

Do I need to deliver all Learning Units in the piloting?

BIMzeED Learning Units are designed as modules. You can select the Learning Unit(s) that best fit to your existing curricula.

You can find the recommended routes for each professional in the table on the right hand side.


LU1	LU2	LU3	LU4	LU5	LU6
 Collaborative BIM to achieve nZEB	 BIM & nZEB for Workers	 nZEB Realization and commissioning, Building Envelope and Air Tightness	 nZEB Realization and commissioning, Building Services and Smart Technologies	 nZEB Realization and commissioning, Quality Assurance	 BIM Model Uses during construction
LU7	LU8	LU9	LU10	LU11	LU12
 BIM Model Uses for specification and quantification	 BIM Model Standardization for nZEB Design	 Building Energy Modeling (BEM) Design and Export	 Energy Simulation with BIM Tools	 Near Zero Energy Building Facility Management	 BIM in Facility Management Software (CMMS)

Profession	Recommended Learning Units
Apprentices	LU1, LU2, LU5,
Architect	LU1, LU3, LU4, LU5, LU6, LU7, LU8, LU9, LU10, LU12
Construction Manager	LU1, LU3, LU4, LU5, LU6, LU7, LU8
Construction Workers	LU1, LU2, LU5
Consultant	LU1, LU3, LU4, LU5, LU6, LU7, LU8, LU9, LU10, LU11, LU12
Craft Workers	LU1, LU2, LU5
Engineer	LU1, LU3, LU4, LU5, LU6, LU7, LU8, LU9, LU10, LU12
Facility manager	LU1, LU10, LU11, LU12
Project Manager	LU1, LU3, LU4, LU5, LU6, LU7, LU8, LU9, LU10, LU12
Quantity surveyor	LU1, LU6, LU7
Site Engineers	LU1, LU6, LU7
Site Supervisor	LU1, LU6, LU7
Specialist in Green Building	LU1, LU3, LU4, LU5, LU6, LU7, LU8, LU9, LU10, LU11, LU12
Specialized Workers	LU1, LU2, LU5
Technicians	LU1, LU5, LU11

Who can pilot the Learning Units?

Any Educator who completes the BIMzeED Train the Trainers online workshop (TTT) will become BIMzeED trainers.

All the Learning Units material for piloting will be available on Moodle after the final post-survey of the TTT is completed.



Who is the target group?

The piloting should target one of the groups below.



Students studying in
Higher Education
Institutions

Students studying in
Vocational Institutions



SME
workers

Pilot Training for HEI and VET institutions

Author/Institute



Is there any requirement for students?

There are no strict criteria set for students to participate in the course, however the following requirements need to be met:

- Ongoing studies in relevant technical area (engineer, architect, energy expert etc.)
- Good standard of computer literacy and ideally able to use Moodle (but not essential)
- Good literacy skills



How can I implement the piloting training?

Steps for Educators to implement the pilot after completing the BIMzeED Train-the-trainer

1. **Select an existing course in your institution** that is compatible with BIMzeED LU content.
2. **Select the LU(s) to be piloted** along side this course.
3. **Define day and time** for the LU(s) to be delivered.
4. **Invite students to register on the BIMzeED website** to get access to the LUs in Moodle.
5. **Run the pilot course** using the BIMzeED LU(s) content available on Moodle.
6. **Request students to complete the pre- and post-surveys** related to the piloted LUs in Moodle.
7. **Provide feedback to BIMzeED partners** about the pilot courses by completing the piloting feedback survey.
8. The LU(s) can be integrated to the existing curricula.

How can I report pilot results?

After the pilot course the BIMzeED Trainers will complete the piloting feedback survey in **Moodle**.



Pilot training for Small Medium Enterprises (SME)

Author/Institute



Is there any requirement for the attendees?

There are no strict criteria set for students, professional and workers to participate in the course, however the following requirements need to be met:

- Be a student, professional and/or workers in relevant technical area (engineer, architect, energy expert, construction professionals, workers, etc.)
- Good standard of computer literacy and ideally able to use Moodle (but not essential)
- Good literacy skills



How can I implement the pilot in my company?

Courses for Small Medium Entreprises (SME) will be organized by the BIMzeED consortium and will be promoted on the BIMzeED website.

- The dates of the courses related to different LUs will be announced on the BIMzeED website.
- The courses will be held by BIMzeED Trainers.

If you have successfully completed the Train the Trainer workshop and you are interested in piloting BIMzeED Learning Units in SMEs, please send a request to the following e-mail address:

info@bimzeed.eu



How can I report pilot results?

After the pilot course the BIMzeED Trainers will complete the piloting feedback survey in **Moodle**.



Important Information

By completing the Train-the-trainers programme and becoming a **BIMzeED Trainer** you will gain access to the BIMzeED Learning Units and related materials on the Moodle platform.

- Please note that **the BIMzeED materials are the property of the BIMzeED consortium** and the **materials found in Moodle are solely for the purpose of piloting.**
- By using the materials during pilot courses the **BIMzeED Trainers agree to not distribute the material to a third party except for the students participating in the piloting.**
- By piloting the materials the **BIMzeED Trainers agree to give feedback to the BIMzeED consortium** about the pilot courses held by them.

Any questions?

Contact our national partners.

Ireland

Elisabeth O'Brien: Elisabeth.OBrien@lit.ie

Spain

Jose Lucas: jlucas@itec.cat

Croatia

Bojan Milovanović: bmilovanovic@grad.hr

Hungary

Viola Kelemen: vkelemen@emi.hu



NON-PROFIT LIMITED LIABILITY COMPANY FOR
QUALITY CONTROL AND INNOVATION IN BUILDING




Co-funded by the
Erasmus+ Programme
of the European Union



Author/Institute

Thank You



education
for zero energy buildings
USING BUILDING INFORMATION MODELLING

Name of Instructor / Organisation



Co-funded by the
Erasmus+ Programme
of the European Union

Insert Organiser Logo Here
For illustrative purposes only
delete this shape from final
presentation